



Communicator 6.1 Release Notes

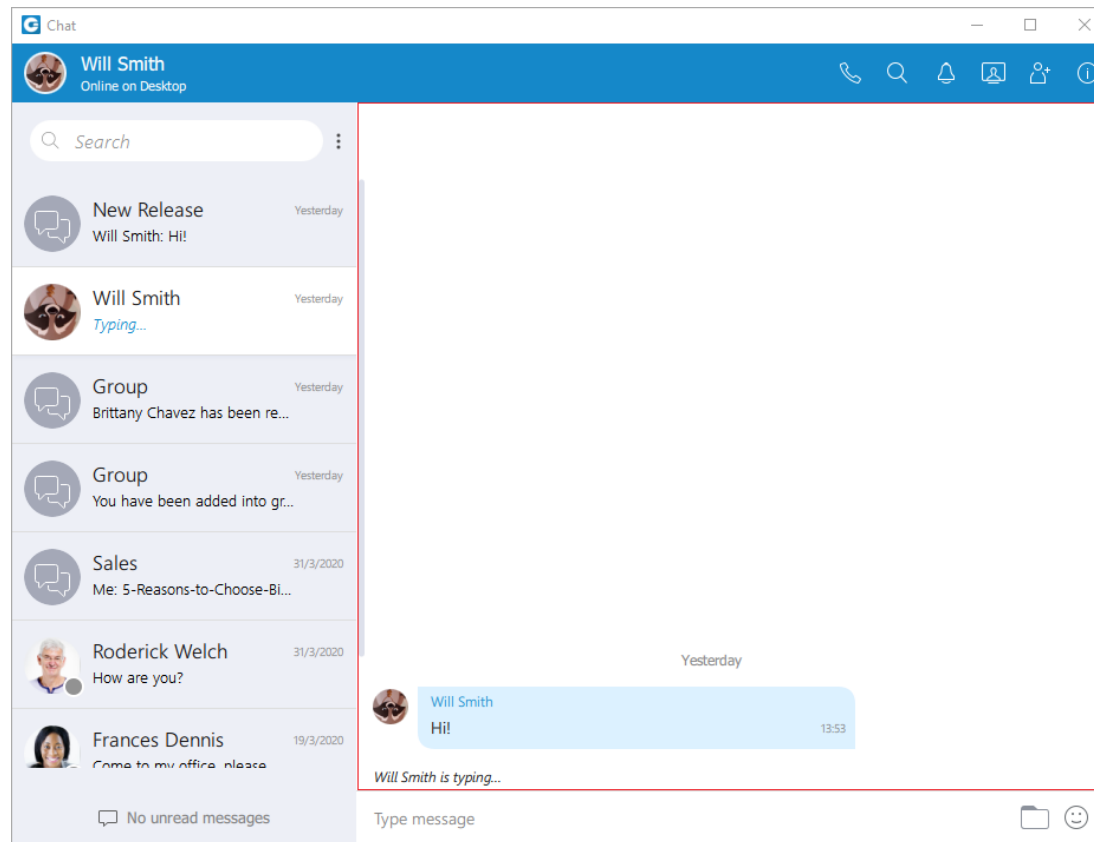
Table of Contents

FEATURES	3
Typing indicator for single and group conversations	3
Pin chat sessions	4
Forward textual and file messages	5
Remove chat participants	6
Remove the hovered participant (only available for the group administrator)	6
Context menu for quick actions (chat, call, contact information)	7
Join a dynamic conference from history	8
Public Meetings	9
Bug Fixes & Improvements	10

FEATURES

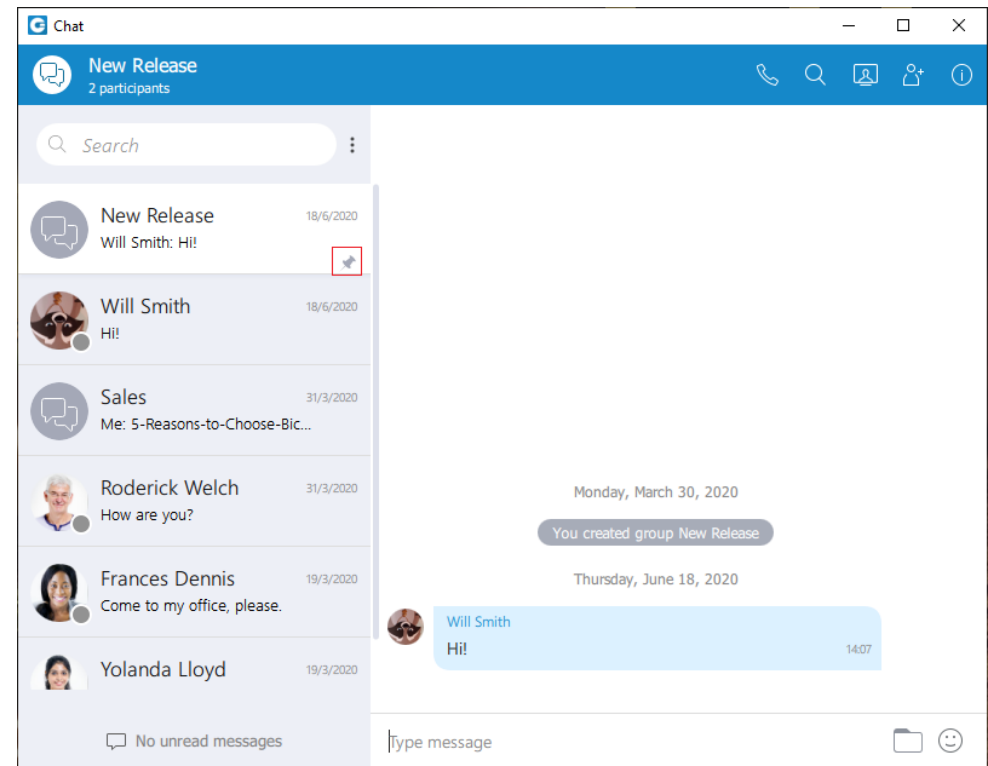
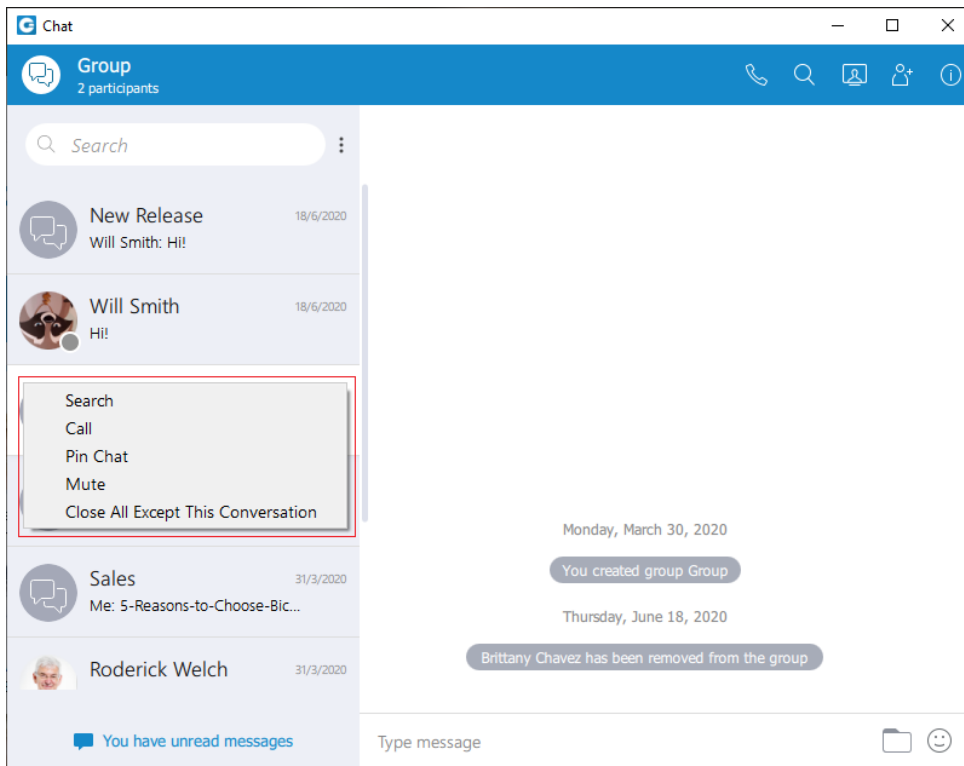
Typing indicator for single and group conversations

The typing indicator is presented above the input field of the message window and within the conversation list so you can see when somebody is typing to you. In the case of a group conversation, if more than one participant is typing at the same time, the typing message will take the form “` N participants are typing” where N is the number of typing participants.



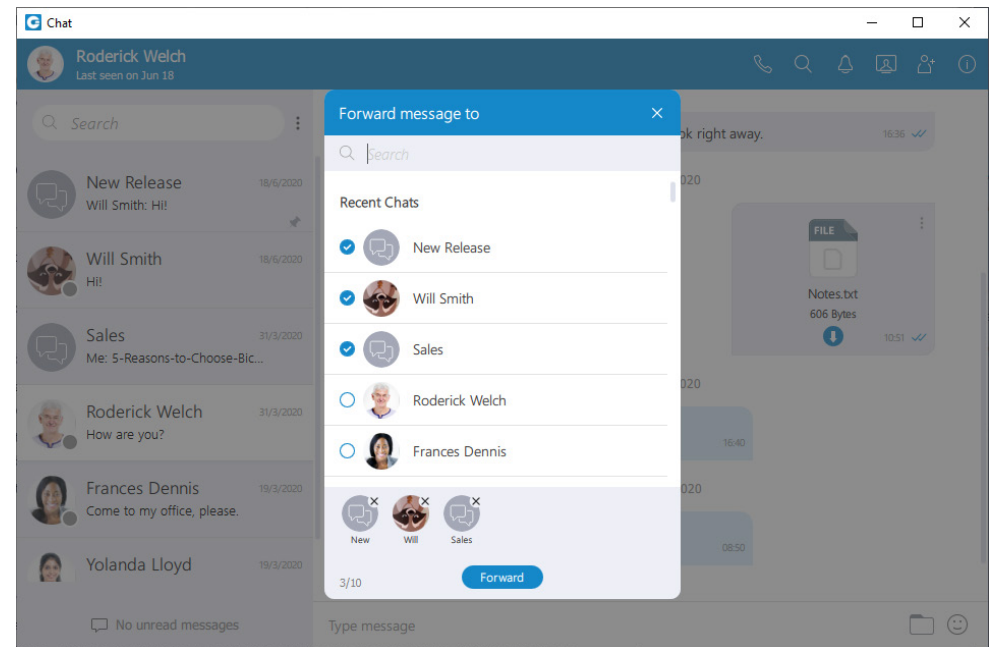
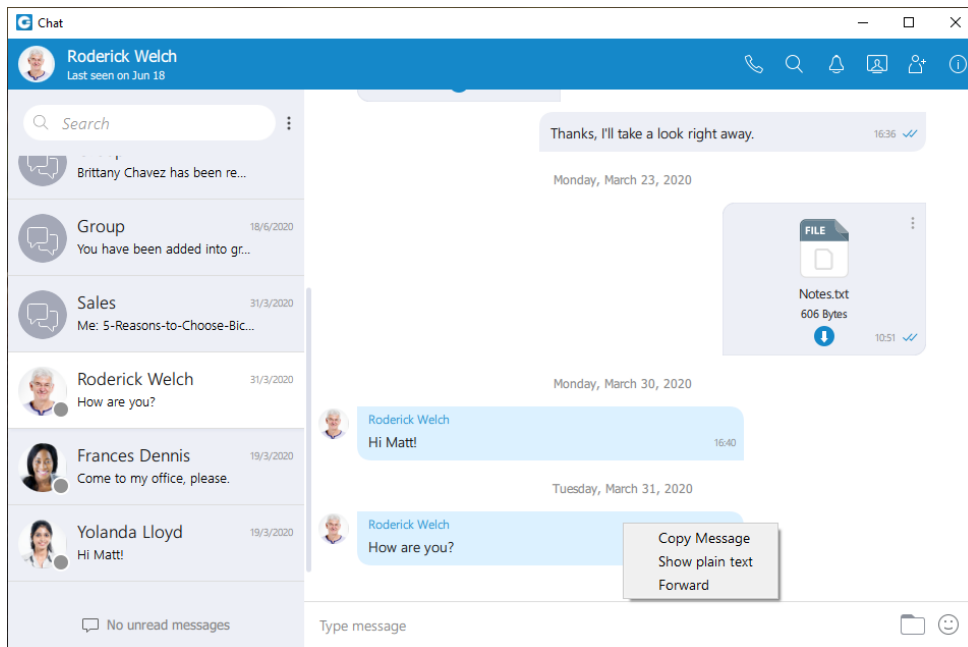
Pin chat sessions

Pin Chat allows you to pin the most used conversations on the top of the conversation list. The last pinned conversation is always on the top of the conversation list. You can unpin the conversation in the same way as pin, and also by clicking on the pin icon that appears if a conversation is pinned.



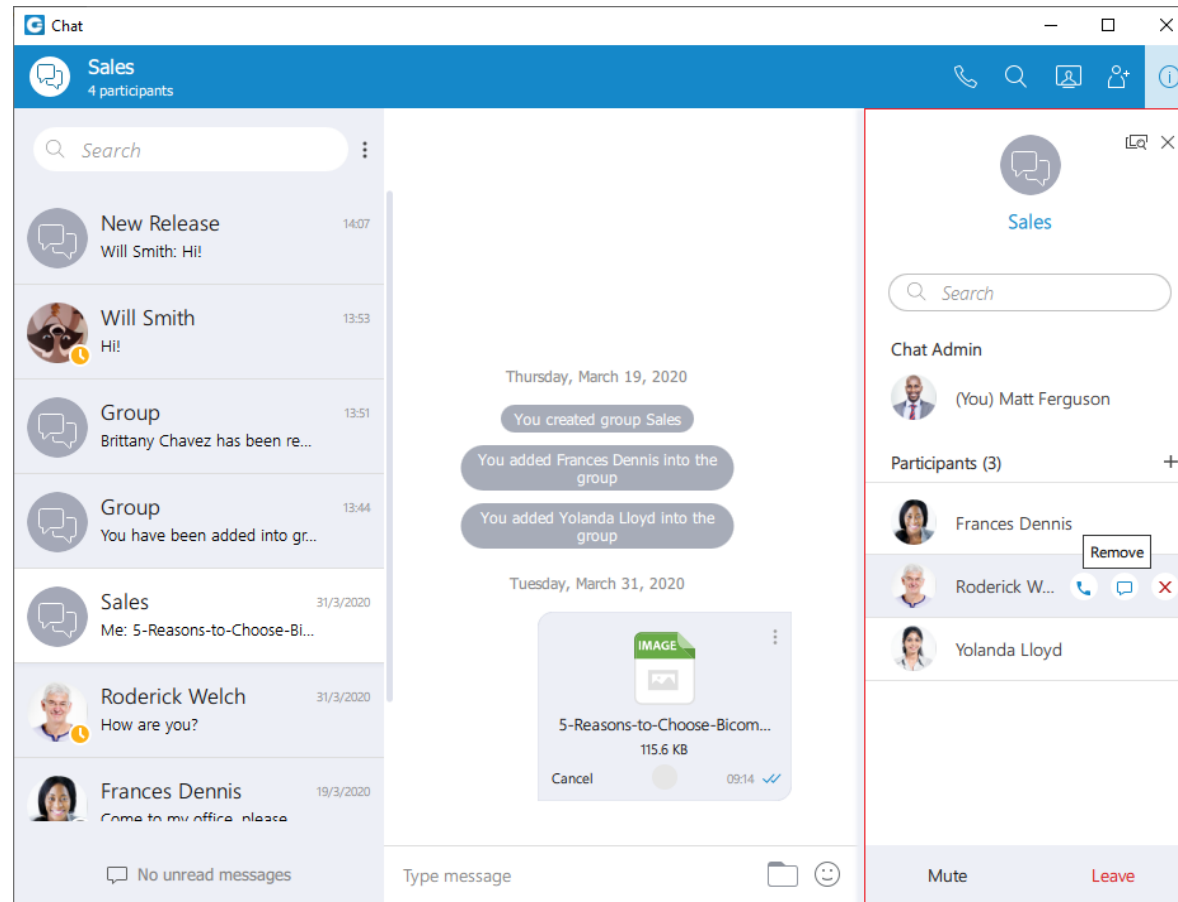
Forward textual and file messages

Forward option is used to forward messages and files from one conversation to another. You can forward the message or file up to 10 conversations at once.



Remove chat participants

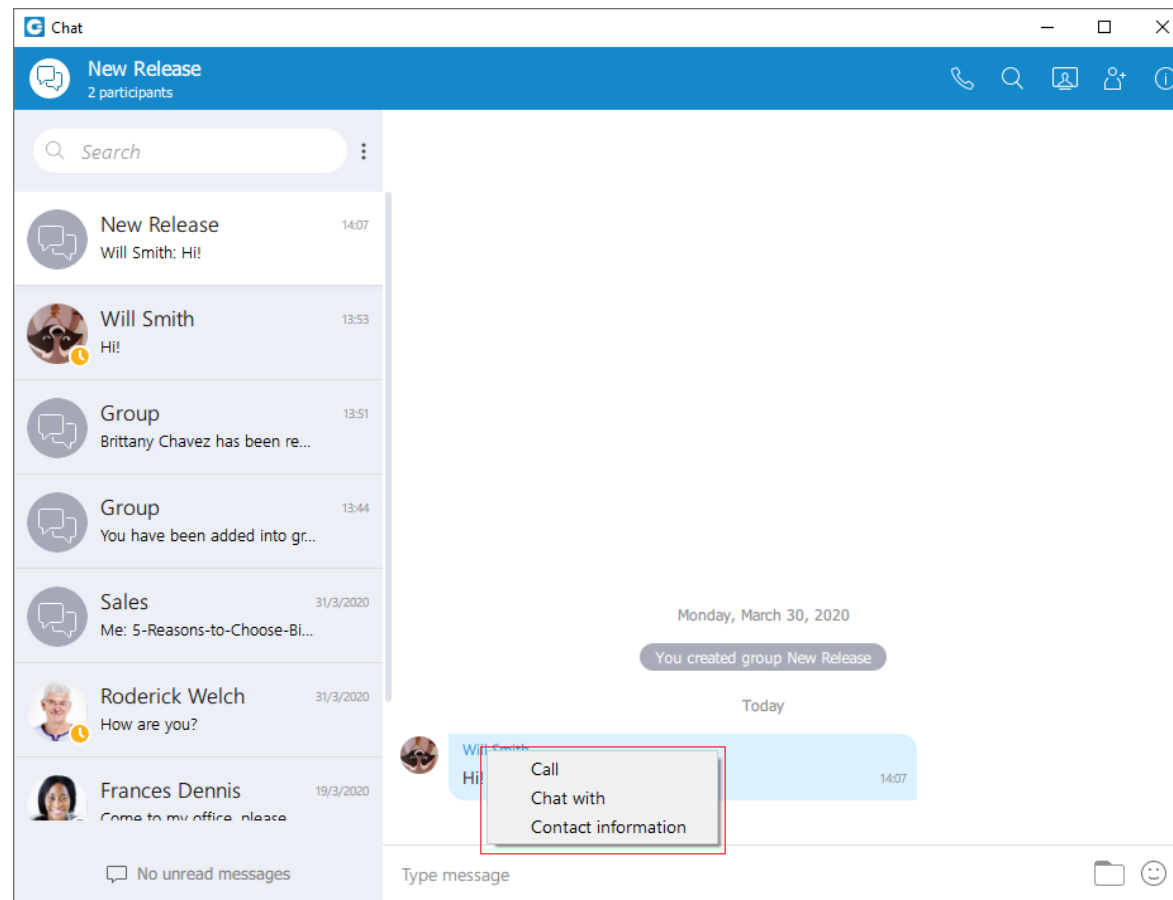
Remove the hovered participant (only available for the group administrator)



Context menu for quick actions (chat, call, contact information)

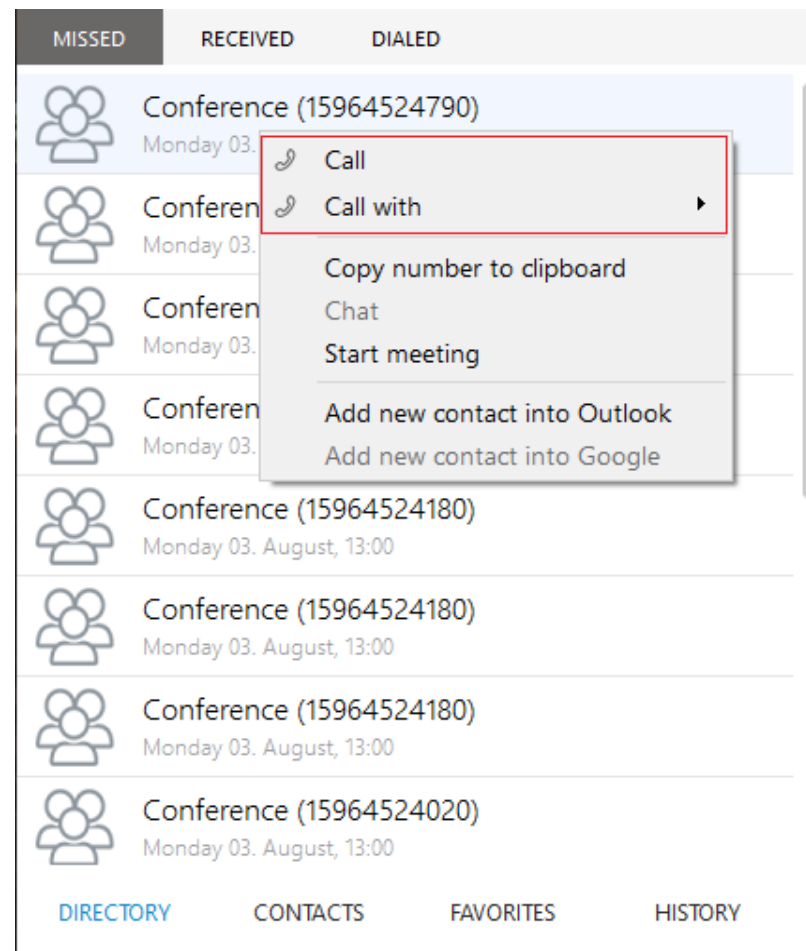
While you are inside of the group conversation, left-click on the participant's name or avatar inside the messages window will show a popup menu with three options:

- Call - Call the participant directly
- Chat with - Start a one to one conversation with the participant
- Contact information - Show the contact information



Join a dynamic conference from history

If you missed the conference call, you are still able to join the conference from the Call History tab provided that a conference still exists. There are two ways to do that: double click on the conference number or right-click on the conference number and then choose a call or call with.



Public Meetings

Added support for public meetings. This is a meeting where everyone can join with the meeting number. There is no need to invite users. The public meeting checkbox is added in the meeting module window and in the schedule dialog.

Screenshot of the "Schedule Meeting" dialog box. The dialog has a blue header with the title "Schedule Meeting". Below the header, there are several fields: "Subject" (Meeting), "Start" (Aug, 05 2020, 13 : 00), "Duration" (0 hr, 30 min), "Time Zone" (BST), "Recurring" (checkbox), "Description" (text area), and "Participants" (text area). There are also tabs for "Contacts" and "Email". A "Public Meeting" checkbox is checked at the bottom left. At the bottom right, there are "Schedule" and "Cancel" buttons.

Screenshot of the "Meeting" module window. The window has a blue header with the title "Meeting". Below the header, there is a dropdown menu showing "Instant Meeting". Below the dropdown, there is a checkbox for "Public (anyone can join)". Below the checkbox, there is a text area with the placeholder "Drop contacts here". At the bottom, there are two buttons: "Start" (green) and "Close" (blue).

Bug Fixes & Improvements

- › Updated German translation
- › Updated Spanish translation
- › Added support to handle compatibility issues in chat
- › Added support for finding invited participant by email for meeting
- › Replaced “kick” with “remove” in call conference screens
- › Added support to open chat session menu by right clicking on a session
- › Changed default avatar background
- › Changed group avatar
- › Added group name in notification popup for group chat messages
- › Added group avatar in notification popup on Windows
- › Video participants in meetings are sorted. At the top, participants with video enabled sorted by name, then participants with video disabled also sorted by name
- › Added user avatars in schedule meeting dialog
- › Removed the mouse and keyboard presenter priority
- › Fixed bug where Queues sorting doesn't work when sorting by Waiting, Busy, Idle or Paused in Queues tab
- › Fixed bug where “Left” was displayed in chat info if the admin leaves another group
- › Fixed bug where “Left” is not removed after someone has added us again and we are admin of that group
- › Fixed issue with black square around status icon on Ubuntu
- › Fixed bug with scaling of remote DTMF window by making it fixed size
- › Fixed bug where pressing Esc doesn't close emoji popup on Ubuntu
- › Fixed bug where pressing Esc closes chat window instead of emoji popup on macOS
- › Fixed bug where Call option was enabled for missed call from dynamic conferences
- › Fixed bug when user was not able to unmute after the meeting is started from a call
- › Fixed bug when user was not able to join a started recurring meeting from the drop down menu in meeting module window

- › Fixed bug when meeting failed to start from group chat if there are more than 20 participants
- › Fixed crash if a meeting is disconnected from a video server
- › Fixed bug where the status field in meeting details view in meeting list window is not displayed
- › Fixed issue where messages from single and group chat were stacked in Ubuntu notifications
- › Fixed issue with html messages in popup notifications on windows

